




PRODUCT ASSEMBLY INSTRUCTIONS:



www.wavearmor.net

Item # | Product Name: #300002 Anchor Pin Mooring Kit



Parts List:	Tools Needed:
1. Post Attachment (1)	1. Mallet
2. Anchor Pin (1)	2. Silicone (optional)
3 3/8" x 1" Bolt (3)	3. Ratchet
4. 3/8" x 1 1/2" Bolt (1)	4. 9/16" Socket
5. Washers (4)	5.
6.	6.
7.	7.
8.	8.
9.	9.
10.	10.




Parts Shown Above: #1 and #2.

Assembly Instructions:

1. Install Post attachment into channel on dock. Slide post attachment in until the brass insert in post attachment lines up with the slot in the dock deck. Secure with the 3/8 x 1 1/2" bolt and washer.



3. Insert chain coming from the underwater anchor through the center of the anchor pin and drop into the slot on top of the pin. Loop chain around to the other side and drop into the other slot so any excess chain will be inside of the anchor pin.



4. Completed Kit Shown Above.